

**TOYO TIRES®**

TOYO TIRES WARRANTY

# Millennium Warranty

Passenger & Light Truck Tire  
Limited Warranty



**Effective January 1st, 2013**

This warranty supersedes all previous warranties

**TOYO TIRES®**  
*driven to perform*

**TOYO TIRES®**

**TOYO TIRE CANADA Inc.**

Tire Registration Center  
7791 Nelson Road, Unit 120  
Richmond, British Columbia  
CANADA V6W 1G3

AFIX  
SUFFICIENT  
POSTAGE

See over for Department of Transport Registration  
Owners Responsibility to Complete and Return

## PASSENGER & LIGHT TRUCK TIRE LIMITED WARRANTY

This section describes the TOYO MILLENNIUM WARRANTY package which includes the "Workmanship and Materials Warranty" and the "Treadwear Limited Warranty". It explains which Toyo tire patterns are covered, the nature of the coverage and what is required by the purchaser to maintain the coverage in force.

### Eligibility Requirements

- Toyo warranties apply to Toyo brand Passenger and Light Truck Tires bearing the Toyo name and complete Tire Identification number (DOT#).
- The warranty benefits are extended only to tires used on the vehicle for which they were originally purchased, operating in non-commercial service and in accordance with normal highway use.
- To be eligible for warranty consideration the tires must be the correct size and load range for the vehicle according to the vehicle manufacturer's recommendations or according to the vehicle information placard.
- You have properly maintained and used the tire (see "Important Safety And Maintenance Information" section).

### How to Make a Warranty Request

In the event that you make a claim under the terms of this warranty you must:

- Present your tires and vehicle to an authorized Toyo Dealer.
- Complete and sign the Toyo Tire Adjustment Claim Form provided by the dealer and leave the tire with the dealer.
- A free replacement or a pro rata charge depends on the age, service life or mileage of the tires submitted.
- Claims based on "Treadwear Limited Warranty" a completed Mileage Warranty Registration and Rotation Record (see page 18) must be submitted with the tires.
- To qualify for warranty calculation under the "Free" portion of the 800 Ultra "Material and Manufacturing" warranty the completed Registration Card must be presented to confirm date of purchase.
- Tire(s) eligible for warranty will be replaced with the same or comparable new Toyo tire(s)\* by the dealer as determined by the coverage outlined in this booklet.

\* A comparable Toyo brand tire is the same tire or a tire of the same basic construction quality as the original tire, as determined by Toyo Tires.

#### IMPORTANT Treadwear Limited Warranty Considerations

- For implementation of the Millennium Treadwear Limited Warranty the completed registration card and the **dealer documented 8,000 km rotation record** is mandatory for all tread designs listed below.

In the event that the tire(s) wear EVENLY across the face down to the tread wear indicators (2/32" or 1.6mm remaining depth) and the above mentioned documentation is completed, benefits will be extended as indicated in the table.

**Note:** Service under the Millennium Treadwear Limited Warranty is available **ONLY** in Canada and for Tires purchased in Canada.

Printed in Canada

01/13 - 20M

## DEPARTMENT OF TRANSPORTATION TIRE REGISTRATION CARD

(To be completed by purchaser for all Passenger and Light Truck tires)

Please complete form in clear block lettering

### REGISTER ONLINE

Register your tire purchase online at [www.toyotires.ca](http://www.toyotires.ca)

OWNER'S NAME	
ADDRESS	
CITY	PROVINCE
POSTAL CODE	TELEPHONE

DEALER'S NAME	
ADDRESS	
CITY	PROVINCE
POSTAL CODE	TELEPHONE

DATE OF PURCHASE (MM/YY)	/	ODOMETER AT FITMENT (KMS)
--------------------------	---	---------------------------

VEHICLE MAKE	MODEL	YEAR
--------------	-------	------

TIRE SIZE	DESIGN
-----------	--------

POS.	TIRE IDENTIFICATION NUMBERS (TIN/DOT)										
	1	2	3	4	5	6	7	8	9	10	11

### REMEMBER TO ROTATE YOUR TIRES EVERY 8,000 KMS

I consent to Toyo Tire Canada Inc. ("Toyo") collecting, using and disclosing the information in this registration card for the purposes of registering the warranty for my tires and processing any warranty claims.

☐ (Check here if you consent to this purpose).

Unless I check the following box, I also consent to Toyo collecting, using and disclosing the above information for the purpose of contacting me in the future regarding Toyo products and services.

☐ (Check here if you do NOT consent to this purpose).

☐ Via Mail: (please ensure all mailing information is complete)

☐ If it is OK by email? Which address?

[illegible]

### TIRE ROTATION RECORD (EVERY 8,000 KMS)

## TRANSPORT CANADA TIRE REGISTRATION

## Tire Registration

When you purchase your tires it is recommended that you register your purchase. This is very important should the manufacturer need to contact you concerning safety issues with your tire purchase.

To assist you with the registration process a Tire Registration Card is provided in the Millennium warranty booklet. This registration is separate from the "Millennium Warranty Card" and requires less information to complete. You may mail in your registration card or go online to register at [www.toyotires.ca](http://www.toyotires.ca). You do not need to do both.

Should you need additional cards or booklets please ask your Toyo dealer, who will supply you with one, or contact Toyo Customer service at **1-877-682-8696** and we will be happy to make one available to you.

You may also download a copy of the booklet from the warranty section on the Toyo website at **[www.toyotires.ca](http://www.toyotires.ca)**

## TOYO MILLENNIUM TREADWEAR LIMITED WARRANTY

Tread Design	Time Period	Tire Replacement Cost Calculation	Additional Consumer Cost
<b>Proxes 4 Plus</b>	"V" Speed <sup>2</sup> = 80,000 km "W" Speed <sup>2</sup> = 80,000 km "Y" Speed <sup>3</sup> = 72,000 km or 5 years from date of <b>retail</b> purchase whichever is first.		
<b>Versado LX II</b> <b>Toureo LS II</b> (++)	"H" Speed = 100,000 km "V" Speed = 80,000 km "W" or "Y" Speed = 64,000 km or 5 years from date of <b>retail</b> purchase whichever is first.	Determined by  multiplying <b>S.R.P.<sup>1</sup></b>  by % of kms achieved  e.g.:# kms run = <b>A</b>  <b>Warranty Kms = B</b>  Rep. cost =  <b>S.R.P.<sup>1</sup> x (A/B)</b>	Installation,  Balance,  All  Applicable  Taxes & Levies
<b>Versado LX</b> <b>Toureo LS</b> (++)	"T" Speed = 130,000 km or 5 years from date of <b>retail</b> purchase whichever is first.		
<b>Versado Eco</b>	80,000 kms or 5 years from date of <b>retail</b> purchase, whichever is first.		
<b>Extensa A/S</b>	"T" Speed = 100,000 km "H" Speed = 80,000 km or 5 years from date of <b>retail</b> purchase whichever is first.		
<b>Versado CUV</b>	80,000 kms or 5 years from date of <b>retail</b> purchase, whichever is first.		
<b>Proxes TPT</b>	100,000 kms or 5 years from date of <b>retail</b> purchase, whichever is first.		
<b>'P' Metric Open Country H/T</b>			
<b>'P' Metric Open Country A/T</b>	80,000 kms or 5 years from date of <b>retail</b> purchase, whichever is first.		
<b>Open Country A/T II</b>	P-Metric <sup>4</sup> = 100,000 km LT-Metric <sup>4</sup> = 80,000 km or 5 years from date of <b>retail</b> purchase, whichever is first.		
<b>ECLIPSE</b>	For details of Treadwear Limited Warranty Contact OK Tire	Contact OK Tire	Contact OK Tire

<sup>1</sup> S.R.P. = Suggested Retail Price      ++ Available from Unipneu Dealers

<sup>2</sup> For staggered fitments where rotation from front to rear is not possible, the REAR tire mileage warranty is reduced to 40,000km

<sup>3</sup> For staggered fitments where rotation from front to rear is not possible the REAR tire mileage warranty is reduced

<sup>4</sup> Excluding Open Country AT II Xtreme sizes and non-OE replacement fitments

## TOYO WORKMANSHIP AND MATERIALS LIMITED WARRANTY

### IMPORTANT 800 Ultra Warranty Considerations

- For implementation of the **FREE** replacement portion of the 800 ULTRA warranties, proof of original purchase date (**Registration Card**) is required at the time of presentation of the tire for warranty consideration.
- If no registration card is presented the replacement cost will be based PRO-RATA on Remaining Tread Wear.

Tread Design	Time Period	Tire Replacement Cost Calculation	Additional Consumer Cost
<b>All Passenger and Light Truck Tread Designs</b>	Life of original useable tread or <b>5 years</b> from date of manufacture, whichever occurs first.	<b>Determined by multiplying % of useable tread worn by W.R.P.*</b>	Installation,  Balance,  All Applicable  Taxes & Levies

### Failure to meet conditions of the Limited Warranty, not limited to:

- Any tire for which mileage and tire rotation records are not available or verifiable.
- Any tire not presented and available for Toyo Tires' inspection.

## WARRANTY REGISTRATION

*(To be completed by purchaser for all Passenger and Light Truck tires)*

OWNER'S NAME	
ADDRESS	
CITY	PROVINCE
POSTAL CODE	TELEPHONE

DEALER'S NAME	
ADDRESS	
CITY	PROVINCE
POSTAL CODE	TELEPHONE

DATE OF PURCHASE (MM/YY)	/	ODOMETER AT FITMENT (KMS)
--------------------------	---	---------------------------

VEHICLE MAKE	MODEL	YEAR
--------------	-------	------

TIRE SIZE	DESIGN
-----------	--------

POS.	TIRE IDENTIFICATION NUMBERS (TIN/DOT)										
	1	2	3	4	5	6	7	8	9	10	11

**REMEMBER TO ROTATE YOUR TIRES EVERY 8,000 KMS**

To implement the mileage warranty your tires must be inspected and rotated every 8,000 km as is outlined in the CONSUMER'S OBLIGATIONS and the TOYO Millennium Treadwear Limited Warranty sections of the TOYO Millennium Warranty booklet (page 3 & 6).

A schedule of this maintenance must be kept and validated.

Note that this mileage warranty does not replace the need to register your tires with the ministry of transportation by either submitting the registration card on page 19, or by going online and registering at [www.toyotires.ca](http://www.toyotires.ca)

## IMPORTANT SAFETY AND MAINTENANCE INFORMATION

### WARNING

#### Serious injury may result from:

- Tire failure due to under inflation/vehicle overloading. Follow owner's manual or tire information placard in your vehicle.
- Explosion or tire/rim assembly due to improper mounting. Only specially trained persons should mount tires.

Any tire, no matter how well constructed, may fail in use as a result of punctures, impact damage, improper inflation or other conditions resulting from use. Tire failures may create a risk of property damage or personal injury.

#### To reduce the risk of tire failure, we strongly recommend the following:

- Check inflation pressures on all your tires, including the spare, at least once a month before driving, when the tires are cold. (After the vehicle has been stopped for 3 hours or driven less than 2 km.)
- Do not reduce air pressure when tires are hot. Use a tire gauge to check pressure and maintain it at the level recommended by the vehicle manufacturer.
- If a tire loses more than one pound of air per month, have it checked for leaks by your dealer. Proper inflation pressure is very important to tire service life, safety and vehicle handling therefore you should always maintain the correct inflation pressure in your tires according to your vehicle manufacturer's recommendation.
- In addition your vehicle has a Tire Information Placard which indicates the proper tire size and inflation pressure for your particular model of vehicle, usually located on your vehicle's door edge, door post, glove box or inside the trunk lid.

#### Do not overload or underinflate your tires!

The maximum load capacity and air pressure of your tires is marked on the sidewall. Do not exceed these limits. Follow the vehicle manufacturer's loading instructions, to insure that your tires are not overloaded. Tires which are loaded beyond their maximum allowable loads for the particular application will build up excessive heat that may result in sudden tire destruction.

The combined effect of losing 1 psi per month over several months along with a 1 psi decrease for every 6 degree Celsius temperature drop could add up to a severe "run low" condition; consequently, it is important to check your tires' inflation pressure at least once per month. Inflation pressure enables a tire to support the load; therefore, proper inflation is critical.

Even if your vehicle is equipped with a tire pressure monitoring system, you should check your tire pressure at least once per month when the tires are cold (for example, after being parked overnight). Tire pressure warning systems are not a substitute for regular tire pressure maintenance.



#### Wheel alignment and balancing are important for safety and maximum mileage from your tires!

Check how your tires are wearing, at least once a month. If your tires are wearing unevenly, such as an outside shoulder wearing faster than the rest of the tread, your vehicle may be out of alignment. This condition not only shortens tire life but adversely affects the handling characteristics of the vehicle which could be dangerous. If irregular wear is indicated have your vehicle alignment checked and corrected immediately.

## WHAT IS NOT COVERED BY THIS WARRANTY

1. Irregular tread wear or rapid wear due to failure to rotate the tires in accordance with Toyo's recommendations or from vehicle misalignment
2. Damage from incorrect mounting or dismounting of the tire, incorrect wheel size or failure to balance the tire and rim assembly
3. Damage or uneven tread wear caused by misuse, but not limited to incorrect inflation, overloading, fire, theft, racing or spinning, chain damage, curb impact or abrasion, defective mechanical conditions, wreck or collision and wilful damage or abuse.
4. Damage, corrosion or rubber deterioration due to the use of oil based chemicals, water based sealers, balancing substances or flammable gases.
5. Claims for weather/ozone cracking or chemical damage after **5 years** from the date of manufacture.
6. Tires purchased outside of Canada (for Treadwear Limited Warranty or tires on vehicles registered or usually operated outside of Canada).
7. A tire in an out of round or out of balance condition after **10%** of the original tread is worn.
8. **Tires which are smaller in dimension, carrying capacity or of a lower speed rating than those installed or recommended by the original vehicle manufacturer. (Winter tires are excluded from the speed rating provision of this section.)**
9. The Millennium Treadwear Limited Warranty is not valid for tires used in commercial applications, campers, Police or Emergency vehicles or off road use.
10. Tires submitted for a mileage adjustment that have worn out unevenly and/or show a difference of 1.6 mm (2/32") between major tread grooves or between the front and rear sets.
11. Road Hazard damaged e.g. impact damage, snags, cuts, bruises or punctures, whether repairable or not.
12. The cost of mounting or balancing replacement tires or any other dealer service charges or applicable taxes.
13. Damage resulting from improper repair materials or procedures.
14. Any tire that has been run with low inflation pressure or while flat.

## CONSUMER'S OBLIGATIONS

The Consumer is responsible for proper tire care and maintenance.

1. Tires must be rotated every **8,000 km**, or sooner if irregular or erratic tread wear is evident. Ensure the dealer endorses the rotation record.
2. At the time of purchase, please complete the "Millennium" Warranty Registration Card enclosed. This completed card will be necessary should your dealer need to process a "Millennium" Treadwear Limited Warranty claim for you and may be necessary to prove date of purchase to qualify for certain elements of this warranty.
3. Transport Canada recommends you complete and return the attached "Tire Registration Card" (see page 19). It is also possible to complete the warranty card online at **www.toyotires.ca**
4. The consumer must maintain the recommended air pressure in the tires in accordance with the vehicle manufacturer's specifications.
5. The load capacity of the tire must not be exceeded.
6. The tire's maximum speed capability must not be exceeded.
7. Tire must be presented and available for Toyo Tires' inspection.

## CONDITIONS AND LIMITATIONS

This Warranty supersedes all previous or implied warranties and all subsequent submissions are subject to these conditions and limitations.

- This "Millennium" Warranty is limited to Canada.
- All implied warranties are not a warranty or guarantee, expressed or implied, of merchantability, fitness for purpose or otherwise.
- To the extent permitted by law all obligations or liabilities for incidental or consequential damages connected with the failure of a tire(s), are hereby excluded including without limitation, inconvenience, rental vehicles, travel or lodging, the loss of commercial or personal property, loss of time or revenue.
- No Toyo employee, Representative or Dealer has the authority to make or imply any representation, promise or agreement which in any way varies the terms of this warranty.
- These warranties give you specific legal rights and you may also have other rights which vary from province to province.

## Tire Repairs

Never attempt to repair a tire yourself. We recommend tire repairs be carried out by authorized Toyo tire dealers. **DO NOT USE ROPE TYPE PLUG REPAIRS.** Such repairs are applied from the tire exterior and do not allow for an inspection of the tire interior for damage. Toyo recommends that repairs of all tires must be of the plug and inside patch type. Using plugs alone on any type of tire is not a safe repair. They may also cause further damage to the tire since they are not always airtight and the plug may fail. Never repair a tire with a puncture or other damage outside the tread area. Do not repair sidewall damage. Such tires cannot be properly repaired and must be replaced.

## Speed Rated Tire Repairs

Proper repair materials, and procedures, must be used by a qualified tire repair professional. Repairs to speed rated tires may reduce the tire's maximum speed capability. Consult your authorized Toyo Tire dealer.

Toyo Tires speed-rated passenger car tires may be repaired and returned to service under the following conditions:

- Proper repair materials and procedures have been used.
- The damage or puncture is not larger than 6.4mm (1/4") in diameter.
- The repair will be the first repair performed on the tire. (Only 1 repair per tire is permitted in order to maintain a limited speed rating).
- The tire must have more than 1.6mm (2/32") of tread remaining.

Toyo Tires speed rated passenger tires that have been properly repaired qualify for reduced speed ratings as follows:

ORIGINAL SPEED RATING	AFTER PUNCTURE REPAIR
(Y), Y, W, Z, V, VR, H	H (maximum speed 209 km/h)
T	T
S	S

The maximum speed of a vehicle is limited by the lowest speed rated tire on a car.

A tire's speed rating is void if the tire has been re-treaded, damaged, abused or otherwise altered from its original condition.

## WARNING

### Aerosol Tire Sealers / Inflators

Never inflate a tire with any flammable gas or substance. If you have used a canned aerosol inflator or sealer show it to or advise the service technician prior to dismantling or repairing the tire. Service technicians can be seriously injured from fire and explosion if they are unaware a flammable propellant has been used to inflate a tire.

- **Never inflate above 40 pounds pressure to seat beads!**
- **Never stand, lean or reach over the assembly during inflation!**
- **Tire changing may be dangerous and should be done by trained personnel using the proper tools and procedures.**

## NOTICE

In some cases, the vehicle manufacturer may specifically advise against replacing fewer than all four tires. Always check and follow the recommendations in the vehicle Owner's Manual. For 4WD and AWD vehicles, even small differences in outside diameter may cause drivetrain damage or mechanical malfunction.

### Replacing Two Tires

- When a pair of replacement tires is selected in the same size and construction as those on the vehicle, the two newer tires must be installed on the rear axle and must be of equal or higher speed rating than the front tires. Generally, new tires with deeper tread will provide better grip and evacuate water more effectively, which is important as a driver approaches hydroplaning situations. Placing greater traction on the rear axle on wet surfaces is necessary to prevent a possible over steer condition and loss of vehicle stability.
- When two new tires have been installed onto the rear axle positions, they are to be kept on the rear but rotated from side to side. This is recommended after installing two new tires to the rear position, or if you discover significant tread depth differences between the front and rear positions during rotation intervals.

### Replacing One Tire

- Replacing a single tire on a vehicle can have an adverse effect on suspension systems, gear ratios, transmission, and tire treadwear.
- If single tire replacement is unavoidable, it is recommended that the single new tire be paired with the tire that has the deepest tread and both be placed on the rear axle. Placing greater traction on the rear axle on wet surfaces is necessary to prevent a possible oversteer condition and loss of vehicle stability.

Some vehicles are designed with different tire sizes on the front and rear axles. Normally, such combinations will not allow rotation. Prior to rotating, consult the vehicle Owner's Manual.

## WARNING

### Bead diameter must match rim diameter!

Serious injury will result from attempts to mount a tire on an incorrect wheel type or size.

- Only trained professionals should mount tires.
- Before mounting always check and verify that the tire bead diameter matches the wheel diameter.
- Never attempt to mount a 16" tire on a 16.5" rim. The tire beads may rupture during inflation causing severe personal injury or death.
- Use only rims approved for radial tires when mounting radial tires.

### Plus Fitment Tire Installation

If you are installing different size and/or wheels than original equipment, please consult your servicing Toyo dealer or Toyo Tire Canada Inc. for revised inflation pressure recommendations.

## SPECIAL ADVICE FOR LIGHT TRUCK RADIALS

### 1. For tires designated as "LT"

It is not recommended that any light truck be operated at speeds in excess of legal limits.

- a) At speeds from 106 km/h through 120km/h, cold inflation pressure must be increased 10 psi above the recommended pressures for the load being carried. Do not exceed the maximum inflation pressure of the wheel/rim (all wheels/rim have maximum allowable inflation pressures).

### 2. For tires designated as "P" Metric

The maximum load capacity stamped on the sidewall of P-metric tires is reduced by dividing by 1.10 when used on a light truck, sport utility vehicle or trailer.

In addition to the above, light truck tire replacements should take into consideration the following:

- Proper spacing between dual tires is necessary for optimum tire performance. If chains are used, particular care must be taken to assure adequate clearance between loaded tires to avoid damage from chains. The allowable overall diameter difference between a tire and its dual mate is 6.4mm (1/4") for light truck tires.
- Select the proper tire and wheel. The tire must match the width and diameter requirements of the wheel. The wheel must be free of cracks, dents, chips, and rust. The tire must be free of bead damage, cuts, and punctures.

## WARNING

P-metric and LT-metric tires are not necessarily interchangeable. P-metric and LT-metric tires follow completely different Load/Inflation tables and are designed to carry different loads at different pressures.

LT-metric tires carry their load at higher inflation pressures and do not always have adequate load capacity to replace P-metric tires of the same size.

Tire installers should exercise extreme caution when replacing tires on light trucks. After reducing a P-metric tire's load rating by dividing by 1.1 for fitment on a Light Truck, the P-metric tire may not offer sufficient load capacity to replace an LT-metric tire of the same size.

Contact your Toyo Tires dealer or Toyo Tires Technical Service for help determining how to choose a proper replacement size. Driving with underinflated or overloaded tires may result in immediate tire failure, which can cause an accident and could lead to serious personal injury or death.

Large-diameter tires and modified suspensions that increase ground clearance will alter vehicle handling.

- The vehicle may become more likely to roll over.
- Braking distances may increase.
- Slower speeds may be required to maintain control.



Drive with extreme caution until you become familiar with how your vehicle handles. Always wear your seat belt. Some modifications may be illegal in your province. Consult your Owner's Manual, the instructions for this product and provincial law before modifying your vehicle.

Consult the load and inflation charts that can be found at [www.toyotires.ca](http://www.toyotires.ca). Contact Toyo Tires Technical Service with any tire replacement questions: **1-877-682-8696**

## TIRE SAFETY

### Caution! Sudden Tire Vibration

If your tire develops a sudden vibration, have your tires checked immediately by a dealer. **DO NOT** continue to drive on tires which have developed a sudden vibration! A vibration in your tires may indicate that you have lost a wheel balancing weight or could signal a more serious condition such as a puncture which could result in tire failure.

### Approved Rim Width.

The Tire and Rim Association designates approved rim widths for each tire size. It is important that any replacement tire size is fitted onto an approved rim width listed by the tire manufacturer.

Using rim widths that are not approved can lead to irregular tread wear, vehicle vibration, poor handling and undo stress on tire components.

Warranty coverage may become void if the incorrect rim width is used.

### Radial Tire Rotation.

The purpose of tire rotation is to achieve a more uniform wear for all tires on the vehicle. Before rotating tires determine the cause of any unusual wear and correct any misalignment, imbalance or other mechanical problems. See "Tire Rotation Chart" for acceptable types of rotation patterns:

### Important!

- These tire rotations do not take into account different tire types mixed on the vehicle. Do not mix radial and bias tires on the same vehicle.
- Some vehicles are designed with different tire sizes on the front and rear axles. Normally such combinations will not allow rotation. Prior to rotation consult your vehicle owner's manual.
- Some vehicles are equipped with unidirectional wheels which limit the choice of rotation pattern. Consult your vehicle owner's manual.
- Do not include special temporary spare tires in the rotation pattern. After rotation adjust individual tire pressures to the vehicle or tire manufacturer's recommendations according to the tires' new position on the vehicle.
- Do not mix or rotate different speed rated tires on the same axle. Higher speed rated tires must remain on the rear axle. Consult your local Toyo dealer.

## TIRE STORAGE

Since heat and exposure to the elements are the primary factors that influence a tire's service life, drivers can prolong their tire's life by minimizing their impact.

Here are some tips for storing tires that will **not be used continuously**:

- Don't store a vehicle with weight on its tires for extended periods of time. Long-term inactivity is more harmful to tires than short weekly drives that flex the tires and help maintain oil dispersion within the rubber compounds.
- **DO NOT** APPLY ANY TIRE DRESSINGS. Tire compounds are formulated to resist ozone cracking or weather checking.
- Keep the tires out of direct sunlight. The sun's ultraviolet rays and radiant heat are detrimental to rubber.
- Place each tire in its own airtight plastic bag for storing. Avoid allowing any moisture and remove as much air as practical. Close the bag tightly and tape it shut. This helps to reduce oil evaporation.
- Place the tires in a cool, dry location. It is better to place tires in a dry basement than outdoors or in a hot garage or attic. The basement temperatures will tend to remain cooler and more stable, while outdoor, garage and attic temperatures will often become hot and face daily fluctuations in temperature.
- Keep the tires away from sources of ozone. Electric motors that use contact brushes generate ozone. Keep your tires away from the furnace, sump pump, etc.
- If tires are stored off the vehicle but still installed on rims the tire pressure should be reduced to approx. 103 kPa (15 psi).
- Ensure that the tires are re-inflated to their correct tire pressure according to the vehicle placard prior to re-installation or re-introduction to service.
- Always inspect tires for signs of cracking and never use tires that have cracked.

### WARNING

Improper storage can damage your tires in ways that may not be visible and could lead to serious personal injury or death.



## WEATHER CONDITIONS

### CAUTION!

#### Driving in Rain or Snow

Driving in rain and/or snow considerably reduces the traction between your tires and the road surface and you must always reduce your speed to allow additional stopping distance between you and the vehicle ahead of you.

#### Hydroplaning - Wet weather driving

Hydroplaning occurs on wet roads and refers to the loss of tire contact with the road due to the buildup of water between the tire contact patch and the road surface. There are three main factors which affect hydroplaning and consequently your tire traction on wet roads.

1. Vehicle speed - As speed increases wet traction is considerably reduced.
2. Water Depth - The deeper the water the sooner your tires will lose traction. Even thin water layers may cause sufficient lubrication to create traction loss at low speeds depending on road conditions.
3. Tire Tread Depth - As your tires wear down their ability to resist hydroplaning and wet skidding is reduced.

Since hydroplaning may result in a complete loss of traction and vehicle control, you should always reduce speed with consideration to the traffic around you.

#### Driving on ice and snow

Your all-season tires were designed to provide higher levels of snow traction compared to summer tires. You have all-season tires if you find the letters "M+S" molded into the sidewall near the bead. These letters mean "Mud and Snow". Even the best all-season tires may **NOT** provide acceptable levels of traction if you drive too fast in snow/ice conditions. Stopping distance may increase by as much as 12 times on icy surfaces compared to dry road surfaces. As is the case with hydroplaning, your ability to safely maneuver your vehicle in snow/ice conditions is considerably reduced if:

1. You are driving too fast for the road conditions.
2. You do not allow sufficient stopping distance between your car and the traffic in front of you.
3. Your tires are too worn to provide adequate grip for the conditions.

Transport Canada recommends:

"To assist you in controlling your vehicle in winter conditions, always install your winter tires in sets of 4 only".

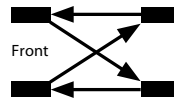
## TIRE ROTATION CHART

These rotation patterns are acceptable. Please refer to your vehicle owner's manual regarding tire rotation.

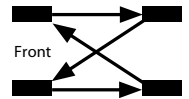
### Preferred Tire Rotation Patterns

#### Non Directional or Asymmetric Patterns

##### Rear and Four Wheel Drive Vehicles

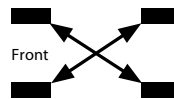


##### Front Wheel Drive Vehicles

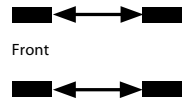


### Alternate Tire Rotation Patterns

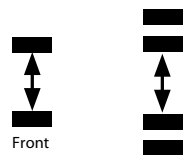
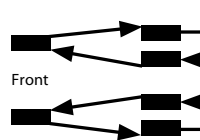
#### All Vehicles



#### All Vehicles

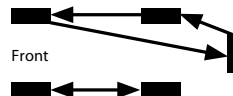


### Dual Tire Rotation Patterns

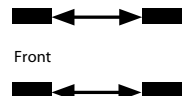


### Unidirectional Tire Rotation Patterns

#### 5-Wheel



#### 4-Wheel



Full-size spare tires (not temporary spares) of the same size, construction and speed rating may be used in a five-tire rotation pattern.

After rotation, check the inflation pressure of all the tires. The front and rear tire pressures may vary according to the vehicle manufacturer's specifications.

For more information on rotating tires please visit our "Tire Information" section on "Rotating Your Tires" located on the Toyo web site at [www.toyotires.ca](http://www.toyotires.ca).

## WINTER TIRES

Winter driving presents special challenges for vehicle handling. The use of winter tires, studs, and chains, while improving traction performance in snow and ice, requires additional caution and care with regard to braking, cornering, and speed. It is important to drive with care not only on snow and ice, but on dry and wet roads as well.

### WARNING

Studded tires may require longer braking distances on dry or wet paved surfaces. Failure to allow for adequate braking distance could result in serious personal injury or death.

Traction is considerably reduced as winter tires approach 50% tread wear, and replacement should be considered in order to maintain effectiveness in heavy snow conditions.

Tire speed rating: When lower-speed-rated winter tires replace higher-speed-rated touring and high performance all-season radial tires, do not exceed the lower-rated speed.

Follow recommendations in the vehicle Owner's Manual for winter tires, studs, and chains.

Consult your tire dealer, the Rubber Association of Canada website ([www.rubberassociation.ca](http://www.rubberassociation.ca)), or your provincial Department of Transportation for information regarding regulatory and seasonal restrictions for winter tire fitments or stud usage.

- Toyo Tires recommends that winter tires be installed in matched sets of 4, or 6 on dual rear wheel vehicles.
- Tires designed for use in severe snow conditions generally have tread patterns, structure, and materials for giving superior performance. These tires are marked with the "M&S" designation plus a mountain/snowflake symbol.



### Transport Canada recommends:

"To assist you in controlling your vehicle in winter conditions, always install your winter tires in sets of 4 only".

## Studless Winter Tires

- It is always preferable to apply winter tires to all wheel positions, including dual tires, to maintain vehicle mobility and control.
- If winter tires are applied to the front axle of any vehicle, winter tires must also be installed on the rear axle. **DO NOT** apply winter tires **only** to the front axle. This applies to all passenger and light truck vehicles, including front-wheel-drive, 4WD, and AWD vehicles.
- If winter tires are installed on the rear axle of any vehicle, it is recommended (but not required) that they also be installed on the front axle.

### WARNING

Unless winter tires on the rear axle have comparable traction qualities to the tires on the front axle, the vehicle may experience adverse handling characteristics. This may result in loss of vehicle control, which can lead to serious personal injury or death.

### Avoid excessive tire spinning!

Never spin tires above a speedometer reading of 55 km/h (35 mph) if your vehicle becomes stuck in snow, mud or ice. Spinning develops excessive centrifugal force and may result in the tire exploding with resulting injury and vehicle damage. Never stand near or behind a tire spinning at high speed.

## Studded Winter Tires

- Studded winter tires have higher traction qualities under most winter weather conditions.
- If studded winter tires are installed on the front axle of any vehicle, studded winter tires must also be installed on the rear axle. **DO NOT** apply studded winter tires only to the front axle.
- If studded winter tires are installed on the rear axle of any vehicle, it is strongly recommended that they should also be installed on the front axle. Only if studded winter tires are installed on all wheel positions of a vehicle will optimum handling characteristics be achieved.

### WARNING

Installing only two studded winter tires on the front axle of any vehicle (including front-wheel-drive vehicles) without studded winter tires on the rear axle can cause adverse vehicle handling characteristics. This can result in a loss of vehicle control, which could cause serious personal injury or death.